

Stainless Steel 316 One-touch Fittings

Applicable Tubing: Metric Size, Connection Thread: M, R, Rc

KQG2-F Series



EHEDG
Compliant

Metric M, G
KFG2H□-E

Clean
Design

Metric M, G
KFG2H□-C

FDA
Compliant

Metric M, R, Rc
KQG2-F

Inch UNF, NPT
KQG2-F

Metric G
KQG2-F

Metric M, R, Rc
KQB2-F

Inch UNF, NPT
KQB2-F

Metric G
KQB2-F

Metric R, Rc
KFG2-F

Inch NPT
KFG2-F

Metric G
KFG2-F

Precautions



Applicable Tubing

Tubing material*1	FEP, PFA, Nylon, Soft nylon, Polyurethane, Polyolefin
Tubing O.D.	Ø 3.2, Ø 4, Ø 6, Ø 8, Ø 10, Ø 12, Ø 16

*1 Considering the product application, FDA-compliant products are recommended.

Specifications

Fluid	Air, Water*1, Steam*2
Operating pressure range*3	-100 kPa to 1 MPa*4
Proof pressure	3.0 MPa
Ambient and fluid temperatures*5	-5 to 150°C (No freezing)*4
Lubricant	NSF H1 grease
Seal on the threads	Without sealant

*1 Deionised water is not recommended for use as it may affect the material used in the fittings. In addition, it is known to degrade the water quality.

*2 Please contact SMC for applicable tubing separately.

*3 Do not use the fittings with a leak tester or for vacuum retention because they are not guaranteed for zero leakage.

*4 Check the operating pressure range and operating temperature range of the tubing.

*5 It is recommended that you use the inner sleeve in the following conditions. (Except Ø 3.2)

- When using in an environment where the fluid temperature changes drastically
- When using at a high temperature

* Temperature Condition of Mounting the Inner Sleeve

Tubing	Temperature
FEP tubing/TH series	80°C or more
Super PFA tubing/TL series	120°C or more

Spare Parts

Description	Tubing O.D.	Part no.	Material
O-ring	—	M-5-F	FDA compliant FKM
Bulkhead nut	Ø 3.2, Ø 4	KQG223-P01	Stainless steel 316
	Ø 6	KQG206-P01	
	Ø 8	KQG208-P01	
	Ø 10	KQG210-P01	
	Ø 12	KQG212-P01	
	Ø 16	KQG216-P01	

Cross Reference Table of the Inner Sleeve

Tubing O.D.	Tubing material			Applicable inner sleeve	
	TUS (Soft polyurethane)	TH/THI (FEP)	TL/TIL (Super PFA)	Part no.	Length
Ø 4	—	TH0402	—	TJG-0402	18
	TUS0425	TH0425	—	TJG-0425	18
	—	—	TL0403	TJG-0403	18
Ø 6	TUS0604	TH0604	TL0604	TJG-0604	19
	TUS0805	—	—	TJG-0805	20.5
Ø 8	—	TH0806	TL0806	TJG-0806	20.5
	TUS1065	—	—	TJG-1065	23
Ø 10	—	TH1075	—	TJG-1075	23
	—	TH1008	TL1008	TJG-1008	23
	TUS1208	—	—	TJG-1208	24
Ø 12	—	TH1209	—	TJG-1209	24
	—	TH1210	TL1210	TJG-1210	24
	—	—	—	—	—

* Stainless steel 316 is used for the TJG series.

KQG2-F Series

Applicable Tubing: Metric Size, Connection Thread: M, R, Rc

How to Order

KQG2 H 04 - 02 - F

Body type

Symbol	Model
H	Male connector, Straight union, Different diameter straight
S	Hexagon socket head male connector
L	Male elbow, Union elbow
T	Male branch tee, Union tee, Different diameter tee
E	Bulkhead union, Bulkhead connector
U	Union "Y", Different diameter union "Y"
R	Plug-in reducer
W	Extended male elbow
F	Female connector

* Plugs are excluded as the standard plug is FDA-compliant.

Tubing size (Metric)

Symbol	Size
23	Ø 3.2
04	Ø 4
06	Ø 6
08	Ø 8
10	Ø 10
12	Ø 12
16	Ø 16

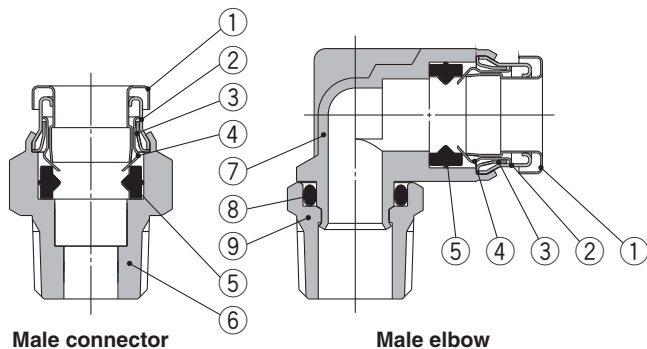
FDA compliant

Thread size, Tubing size

Symbol	Size	
M5	M5 x 0.8	Thread size
01	R1/8, Rc1/8	
02	R1/4, Rc1/4	
03	R3/8, Rc3/8	
04	R1/2, Rc1/2	
00	Same tubing O.D.	Tubing size
04	Ø 4	
06	Ø 6	
08	Ø 8	
10	Ø 10	
12	Ø 12	
16	Ø 16	

* Sealant is unavailable for this product as no FDA-compliant material is available.

Construction



Component Parts

No.	Description	Material
1	Release button	Stainless steel 316
2	Guide 1	Stainless steel 316
3	Guide 2	Stainless steel 316
4	Chuck	Stainless steel 316
5	Seal	FDA compliant FKM (NSF H1 grease)
6	Male connector body	Stainless steel 316
7	Male elbow body	Stainless steel 316 (NSF H1 grease)
8	O-ring	FDA compliant FKM (NSF H1 grease)
9	Stud	Stainless steel 316

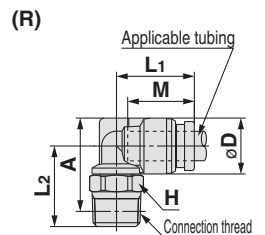
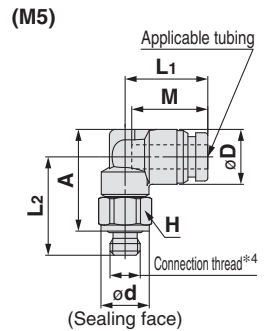
KQG2-F Series

Applicable Tubing: Metric Size, Connection Thread: M, R, Rc

Dimensions

Male Elbow: KQG2L

Applicable tubing O.D. (mm)	Connection thread R, M	Model	H (Width across flats)	Ø D*1	Ø d	L1	L2	A*2	M	Effective area [mm ²]*3	Weight [g]
Ø 3.2	M5 x 0.8	KQG2L23-M5-F	8	8.3	8	13.1	15.9	16.1	12	2.6	6.5
	1/8	KQG2L23-01-F	10			14.9	15.9	3		7.6	
	1/4	KQG2L23-02-F	14			18.7	18.1	16			
Ø 4	M5 x 0.8	KQG2L04-M5-F	8	9.1	8	13.7	16.3	16.9	12.6	3.5	7.1
	1/8	KQG2L04-01-F	10			15.3	16.7	4.2		8.5	
	1/4	KQG2L04-02-F	14			19.1	18.9	16.8			
Ø 6	M5 x 0.8	KQG2L06-M5-F	8	11.4	8	14.7	17.4	19.1	13.6	3.5	9
	1/8	KQG2L06-01-F	10			16.4	19	10.1			
	1/4	KQG2L06-02-F	14			20.2	21.2	18.4			
	3/8	KQG2L06-03-F	17			21.6	22.2	29.9			
Ø 8	1/8	KQG2L08-01-F	12	13.7	—	18.6	18.3	22	16.1	21.6	14.6
	1/4	KQG2L08-02-F	14			21.5	23.6	20.3			
	3/8	KQG2L08-03-F	17			22.9	24.6	31.6			
Ø 10	1/8	KQG2L10-01-F	12	16.6	—	20	19.7	24.9	17	21.6	20.2
	1/4	KQG2L10-02-F	14			22.9	26.5	23.3			
	3/8	KQG2L10-03-F	17			24.3	27.5	33.6			
	1/2	KQG2L10-04-F	22			28.5	30.4	60.1			
Ø 12	1/4	KQG2L12-02-F	14	18.7	—	22.6	24	28.6	18.6	50.2	27.1
	3/8	KQG2L12-03-F	17			23.6	25.3	29.5		33.7	
	1/2	KQG2L12-04-F	22			29.5	32.4	58.7			
Ø 16	3/8	KQG2L16-03-F	19	24.6	—	26.3	28	34.5	20.8	71	46.3
	1/2	KQG2L16-04-F	22			27.3	31.8	37		100	61.3

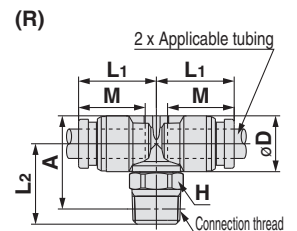
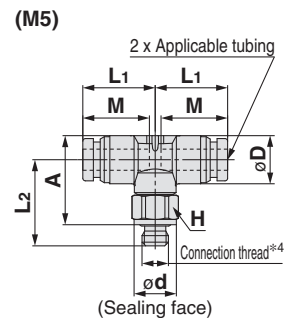


*1 For the Ø 16, this dimension refers to the O.D. of the release button.
*2 Reference dimensions after installation for R thread

*3 Value of FEP tubing
Value of nylon tubing for Ø 16 only
*4 In the case of M5, the screw length (Ø D/2 + L2 - A) is longer than that of the KQG2 series.

Male Branch Tee: KQG2T

Applicable tubing O.D. (mm)	Connection thread R, M	Model	H (Width across flats)	Ø D*1	Ø d	L1	L2	A*2	M	Effective area [mm ²]*3	Weight [g]
Ø 3.2	M5 x 0.8	KQG2T23-M5-F	8	8.3	8	13.1	15.9	16.1	12	3.2	8.3
	1/8	KQG2T23-01-F	10			14.9	15.9	9.4			
	1/4	KQG2T23-02-F	14			18.7	18.1	17.7			
Ø 4	M5 x 0.8	KQG2T04-M5-F	8	9.1	8	13.7	16.3	16.9	12.6	4.5	9.2
	1/8	KQG2T04-01-F	10			15.3	16.7	10.4			
	1/4	KQG2T04-02-F	14			19.1	18.9	18.8			
Ø 6	M5 x 0.8	KQG2T06-M5-F	8	11.4	8	14.7	17.4	19.1	13.6	4.5	12.1
	1/8	KQG2T06-01-F	10			16.4	19	13.4			
	1/4	KQG2T06-02-F	14			20.2	21.2	21.8			
	3/8	KQG2T06-03-F	17			21.6	22.2	33.3			
Ø 8	1/8	KQG2T08-01-F	12	13.7	—	18.6	18.3	22	16.1	26.3	20
	1/4	KQG2T08-02-F	14			21.5	23.6	25.5			
	3/8	KQG2T08-03-F	17			22.9	24.6	36.8			
Ø 10	1/8	KQG2T10-01-F	12	16.6	—	20	19.7	24.9	17	40.8	28.4
	1/4	KQG2T10-02-F	14			22.9	26.5	31.1			
	3/8	KQG2T10-03-F	17			24.3	27.5	41.4			
	1/2	KQG2T10-04-F	22			28.5	30.4	68			
Ø 12	1/4	KQG2T12-02-F	14	18.7	—	22.6	24	28.6	18.6	57.2	37.8
	3/8	KQG2T12-03-F	17			23.6	25.3	29.5		39.3	
	1/2	KQG2T12-04-F	22			29.5	32.4	68.8			
Ø 16	3/8	KQG2T16-03-F	19	24.6	—	26.3	28	34.5	20.8	71	63.7
	1/2	KQG2T16-04-F	22			27.3	31.8	37		100	77.6

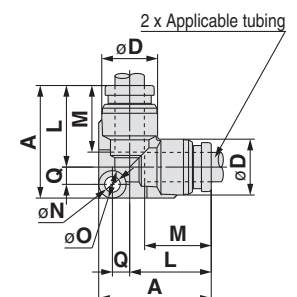


*1 For the Ø 16, this dimension refers to the O.D. of the release button.
*2 Reference dimensions after installation for R thread

*3 Value of FEP tubing
Value of nylon tubing for Ø 16 only
*4 In the case of M5, the screw length (Ø D/2 + L2 - A) is longer than that of the KQG2 series.

Union Elbow: KQG2L

Applicable tubing O.D. (mm)	Model	Ø D*1	L	A	Q	M	Ø N	Ø O	Effective area [mm ²]*2	Weight [g]
Ø 3.2	KQG2L23-00-F	8.3	13.6	19.3	2.9	12	3.2	5.6	3	6.3
Ø 4	KQG2L04-00-F	9.1	14.6	20.5	3.1	12.6	3.2	5.6	4.2	7.4
Ø 6	KQG2L06-00-F	11.4	16.6	23	3.6	13.6	3.2	5.6	11.4	11
Ø 8	KQG2L08-00-F	13.7	20.1	29.1	5	16.1	4.2	8	21.6	20.2
Ø 10	KQG2L10-00-F	16.6	22	31.7	5.7	17	4.2	8	35.2	29.6
Ø 12	KQG2L12-00-F	18.7	24.6	35	6.4	18.6	4.2	8	50.2	37.1
Ø 16	KQG2L16-00-F	24.6	28.8	40.5	7.7	20.8	4.2	8	100	59.7



*1 For the Ø 16, this dimension refers to the O.D. of the release button.

*2 Value of FEP tubing
Value of nylon tubing for Ø 16 only

Stainless Steel 316 One-touch Fittings **KQG2-F Series**

Applicable Tubing: Metric Size, Connection Thread: M, R, Rc

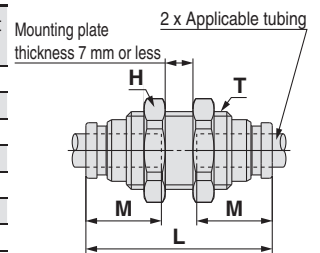
Dimensions

Bulkhead Union: KQG2E



Applicable tubing O.D. [mm]	Model	T (M)	H (Width across flats)	L	Mounting hole	M	Effective area [mm ²] ^{*1}	Weight [g]
Ø 3.2	KQG2E23-00-F	M10 x 1	12	32.2	11	12	3.4	14
Ø 4	KQG2E04-00-F	M10 x 1	12	32.4	11	12.6	5.6	14
Ø 6	KQG2E06-00-F	M14 x 1	17	33.6	15	13.6	13.1	25.8
Ø 8	KQG2E08-00-F	M15 x 1	19	36.4	16	16.1	26.1	30.4
Ø 10	KQG2E10-00-F	M18 x 1	21	37.2	19	17	41.5	40.3
Ø 12	KQG2E12-00-F	M20 x 1	24	39.2	21	18.6	58.3	49.9
Ø 16	KQG2E16-00-F	M27 x 1	30	42.6	28	20.8	113	87.3

*1 Value of FEP tubing
Value of nylon tubing for Ø 16 only

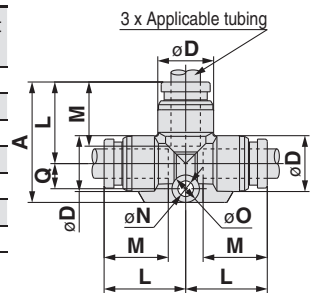


Union Tee: KQG2T



Applicable tubing O.D. [mm]	Model	Ø ^{*1}	L	A	Q	M	ØN	ØO	Effective area [mm ²] ^{*2}	Weight [g]
Ø 3.2	KQG2T23-00-F	8.3	13.6	20.5	4.1	12	3.2	5.6	3.4	7.9
Ø 4	KQG2T04-00-F	9.1	14.6	21.8	4.4	12.6	3.2	5.6	6.4	9.5
Ø 6	KQG2T06-00-F	11.4	16.6	24.6	5.2	13.6	3.2	5.6	13.4	14.2
Ø 8	KQG2T08-00-F	13.7	20.1	31.1	7	16.1	4.2	8	25.6	24.4
Ø 10	KQG2T10-00-F	16.6	22	34	8	17	4.2	8	40	36.8
Ø 12	KQG2T12-00-F	18.7	24.6	37.7	9.1	18.6	4.2	8	57.4	46.9
Ø 16	KQG2T16-00-F	24.6	28.8	43.4	10.6	20.8	4.2	8	100	75.5

*1 For the Ø 16, this dimension refers to the O.D. of the release button.
*2 Value of FEP tubing
Value of nylon tubing for Ø 16 only

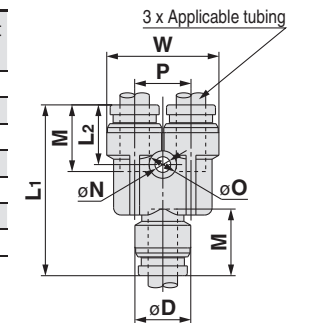


Union "Y": KQG2U



Applicable tubing O.D. [mm]	Model	Ø ^{*1}	W	L ₁	L ₂	P	M	ØN	ØO	Effective area [mm ²] ^{*2}	Weight [g]
Ø 3.2	KQG2U23-00-F	8.3	16.4	29	11	8.1	12	3.2	5.6	3.4	9.2
Ø 4	KQG2U04-00-F	9.1	18.2	30.4	11.3	9.1	12.6	3.2	5.6	4.2	11.1
Ø 6	KQG2U06-00-F	11.4	22.9	34.9	12.2	11.5	13.6	3.2	5.6	13.4	18.8
Ø 8	KQG2U08-00-F	13.7	28.3	40.1	14.1	14.6	16.1	4.2	8	25.6	29.7
Ø 10	KQG2U10-00-F	16.6	34.2	44	14.4	17.6	17	4.2	8	40	47.4
Ø 12	KQG2U12-00-F	18.7	38.5	48.4	15.8	19.8	18.6	4.2	8	57.4	62.1
Ø 16	KQG2U16-00-F	24.6	49.3	56.6	17.3	26	20.8	4.2	8	113	110.2

*1 For the Ø 16, this dimension refers to the O.D. of the release button.
*2 Value of FEP tubing
Value of nylon tubing for Ø 16 only

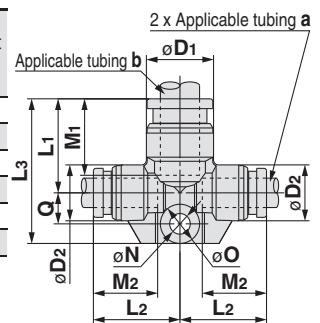


Different Diameter Tee: KQG2T



Applicable tubing O.D. [mm]		Model	Ø ^{*1}	Ø ^{*1}	L ₁	L ₂	L ₃	Q	M ₁	M ₂	ØN	ØO	Effective area [mm ²] ^{*2}	Weight [g]
a	b		Ø _{D1}	Ø _{D2}										
Ø 3.2	Ø 4	KQG2T23-04-F	9.1	8.3	14.2	14.1	21.1	4.1	12.6	12	3.2	5.6	3.8	8.5
Ø 4	Ø 6	KQG2T04-06-F	11.4	9.1	15.6	15.7	22.8	4.4	13.6	12.6	3.2	5.6	7.1	11.5
Ø 6	Ø 8	KQG2T06-08-F	13.7	11.4	19.1	17.7	29.5	6.4	16.1	13.6	4.2	8	16.4	20
Ø 8	Ø 10	KQG2T08-10-F	16.6	13.7	21	21.2	32.1	7.1	17	16.1	4.2	8	36	29.8
Ø 10	Ø 12	KQG2T10-12-F	18.7	16.6	23.6	23.1	35.7	8.1	18.6	17	4.2	8	56	41.3
Ø 12	Ø 16	KQG2T12-16-F	24.6	18.7	26.8	26.7	39.9	9.1	20.8	18.6	4.2	8	108.5	58

*1 For the Ø 16, this dimension refers to the O.D. of the release button.
*2 Value of FEP tubing

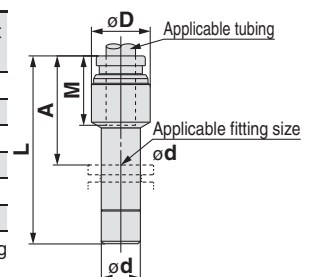


Plug-in Reducer: KQG2R



Applicable tubing O.D. [mm]	Applicable fitting size Ø d	Model	Ø D	L	A	M	Effective area [mm ²] ^{*1}	Weight [g]
Ø 3.2	Ø 4	KQG2R23-04-F	9	32.9	20.3	12	3.4	4.7
Ø 4	Ø 6	KQG2R04-06-F	9	34.4	20.8	12.6	5.6	6.7
Ø 6	Ø 8	KQG2R06-08-F	12	38.4	22.3	13.6	13.1	12.1
Ø 8	Ø 10	KQG2R08-10-F	14	41.9	24.9	16.1	26.1	18.3
Ø 10	Ø 12	KQG2R10-12-F	17	44.8	26.2	17	41.5	26.5
Ø 12	Ø 16	KQG2R12-16-F	19	42.9	22.1	18.6	58.3	35.4

*1 Value of FEP tubing



EHEHG Compliant

Metric M, G KFG2H□-E

Clean Design

Metric M, G KFG2H□-C

FDA Compliant

Metric M, R, Rc KQG2-F

Inch UNF, NPT KQG2-F

Metric G KQG2-F

Metric M, R, Rc KQB2-F

Inch UNF, NPT KQB2-F

Metric G KQB2-F

Metric R, Rc KFG2-F

Inch NPT KFG2-F

Metric G KFG2-F

Precautions

FDA Compliant Fittings

Stainless Steel 316 One-touch Fittings

Applicable Tubing: Metric Size, Connection Thread: G*¹

KQG2-F Series

*1 ISO 16030 compliant



Certified to meet current Food Sanitation Law standards

Component materials have met apparatus and container-package standards.

(This includes compliance with article 18, paragraph 3 of the amended Food Sanitation Act (June 2020) and the Ministry of Health and Welfare Notification No. 370.)

Spare Parts

Description	Tubing O.D.	Part no.	Material
Bulkhead nut	Ø 4	KQG223-P01	Stainless steel 316
	Ø 6	KQG206-P01	
	Ø 8	KQG208-P01	
	Ø 10	KQG210-P01	
	Ø 12	KQG212-P01	
	Ø 16	KQG216-P01	

Description	Thread size	Part no.	Material
G thread O-ring	G1/8	KQB2-G01-F	FDA compliant FKM
	G1/4	KQB2-G02-F	
	G3/8	KQB2-G03-F	
	G1/2	KQB2-G04-F	

Applicable Tubing

Tubing material* ¹	FEP, PFA, Nylon, Soft nylon, Polyurethane, Polyolefin
Tubing O.D.	Ø 4, Ø 6, Ø 8, Ø 10, Ø 12, Ø 16

*1 Considering the product application, FDA-compliant products are recommended.

Specifications

Fluid	Air, Water* ¹ , Steam* ²
Operating pressure range* ³	-100 kPa to 1 MPa* ⁴
Proof pressure	3.0 MPa
Ambient and fluid temperatures* ⁵	-5 to 150°C (No freezing)* ⁴
Lubricant	NSF H1 grease
Seal on the threads	O-ring seal

*1 Deionised water is not recommended for use as it may affect the material used in the fittings. In addition, it is known to degrade the water quality.

*2 Please contact SMC for applicable tubing separately.

*3 Do not use the fittings with a leak tester or for vacuum retention because they are not guaranteed for zero leakage.

*4 Check the operating pressure range and operating temperature range of the tubing.

*5 It is recommended that you use the inner sleeve in the following conditions.

- When using in an environment where the fluid temperature changes drastically
- When using at a high temperature

* Temperature Condition of Mounting the Inner Sleeve

Tubing	Temperature
FEP tubing/TH series	80°C or more
Super PFA tubing/TL series	120°C or more

Cross Reference Table of the Inner Sleeve

Tubing O.D.	Tubing material			Applicable inner sleeve	
	TUS (Soft polyurethane)	TH/THH (FEP)	TL/TIL (Super PFA)	Part no.	Length
Ø 4	—	TH0402	—	TJG-0402	18
	TUS0425	TH0425	—	TJG-0425	18
	—	—	TL0403	TJG-0403	18
Ø 6	TUS0604	TH0604	TL0604	TJG-0604	19
	TUS0805	—	—	TJG-0805	20.5
Ø 8	—	TH0806	TL0806	TJG-0806	20.5
	TUS1065	—	—	TJG-1065	23
Ø 10	—	TH1075	—	TJG-1075	23
	—	TH1008	TL1008	TJG-1008	23
	TUS1208	—	—	TJG-1208	24
Ø 12	—	TH1209	—	TJG-1209	24
	—	TH1210	TL1210	TJG-1210	24

* Stainless steel 316 is used for the TJG series.

EHEDG Compliant

Metric M, G KFG2H□-E

Clean Design

Metric M, G KFG2H□-C

FDA Compliant

Metric M, R, Rc KQG2-F

Inch UNF, NPT KQG2-F

Metric G KQG2-F

Metric M, R, Rc KQB2-F

Inch UNF, NPT KQB2-F

Metric G KQB2-F

Metric R, Rc KFG2-F

Inch NPT KFG2-F

Metric G KFG2-F

Precautions

KQG2-F Series

Applicable Tubing: Metric Size, Connection Thread: G

How to Order

KQG2 H 04 - G 02 - F

• Body type

Symbol	Model
H	Male connector
S	Hexagon socket head male connector
L	Male elbow
T	Male branch tee
E	Bulkhead connector
W	Extended male elbow
F	Female connector

• FDA compliant

• Thread size

Symbol	Size
01	G1/8
02	G1/4
03	G3/8
04	G1/2

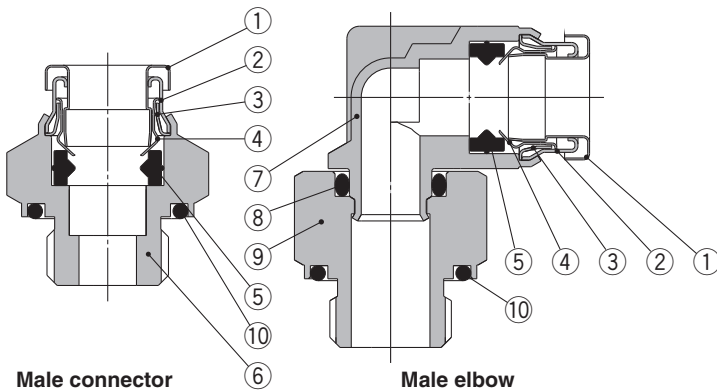
• Tubing size (Metric)

Symbol	Size
04	Ø 4
06	Ø 6
08	Ø 8
10	Ø 10
12	Ø 12
16	Ø 16

• Thread type

Symbol	Type
G	G

Construction



Component Parts

No.	Description	Material
1	Release button	Stainless steel 316
2	Guide 1	Stainless steel 316
3	Guide 2	Stainless steel 316
4	Chuck	Stainless steel 316
5	Seal	FDA compliant FKM (NSF H1 grease)
6	Male connector body	Stainless steel 316
7	Male elbow body	Stainless steel 316 (NSF H1 grease)
8	O-ring	FDA compliant FKM (NSF H1 grease)
9	Stud	Stainless steel 316
10	G thread O-ring	FDA compliant FKM

KQG2-F Series

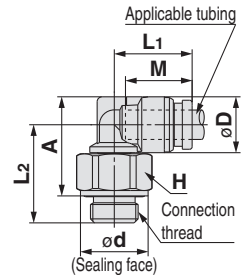
Applicable Tubing: Metric Size, Connection Thread: G

Dimensions

Male Elbow: KQG2L



Applicable tubing O.D. (mm)	Connection thread G	Model	H (Width across flats)	Ø D*1	Ø d	L1	L2	A	M	Effective area [mm ²]*2	Weight [g]
Ø 4	1/8	KQG2L04-G01-F	14	9.1	13.8	14.4	18.9	17.9	12.6	4.2	15
	1/4	KQG2L04-G02-F	19		17.8		22.3	20.3			32.2
Ø 6	1/8	KQG2L06-G01-F	14	11.4	13.8	15.9	20	20.2	13.6	11.4	16.6
	1/4	KQG2L06-G02-F	19		17.8		23.4	22.6			33.8
	3/8	KQG2L06-G03-F	22		21.8		25.9	24.1			52.8
Ø 8	1/8	KQG2L08-G01-F	14	13.7	13.8	18.6	21.3	22.6	16.1	21.6	19.6
	1/4	KQG2L08-G02-F	19		17.8		24.7	25			34.6
	3/8	KQG2L08-G03-F	22		21.8		27.2	26.5			53.2
Ø 10	1/8	KQG2L10-G01-F	14	16.6	13.8	20	22.7	25.5	17	35.2	25.2
	1/4	KQG2L10-G02-F	19		17.8		26.1	27.9			37
	3/8	KQG2L10-G03-F	22		21.8		28.6	29.4			55.1
	1/2	KQG2L10-G04-F	27		26.5		32.6	31.9			94.7
Ø 12	1/4	KQG2L12-G02-F	19	18.7	17.8	22.6	27.2	30	18.6	50.2	40.8
	3/8	KQG2L12-G03-F	22		21.8		29.6	31.4			52.5
	1/2	KQG2L12-G04-F	27		26.5		33.6	33.9			90.5
Ø 16	3/8	KQG2L16-G03-F	22	24.6	21.8	26.3	32.4	36.5	20.8	71	63
	1/2	KQG2L16-G04-F	27		26.5		27.3	36.4			39



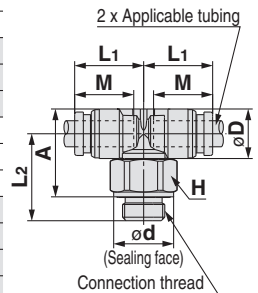
*1 For the Ø 16, this dimension refers to the O.D. of the release button.

*2 Value of FEP tubing
Value of nylon tubing for Ø 16 only

Male Branch Tee: KQG2T



Applicable tubing O.D. (mm)	Connection thread G	Model	H (Width across flats)	Ø D*1	Ø d	L1	L2	A	M	Effective area [mm ²]*2	Weight [g]
Ø 4	1/8	KQG2T04-G01-F	14	9.1	13.8	14.4	18.9	17.9	12.6	6	16.9
	1/4	KQG2T04-G02-F	19		17.8		22.3	20.3			34.2
Ø 6	1/8	KQG2T06-G01-F	14	11.4	13.8	15.9	20	20.2	13.6	13.9	19.9
	1/4	KQG2T06-G02-F	19		17.8		23.4	22.6			37.2
	3/8	KQG2T06-G03-F	22		21.8		25.9	24.1			56.2
Ø 8	1/8	KQG2T08-G01-F	14	13.7	13.8	18.6	21.3	22.6	16.1	26.3	25
	1/4	KQG2T08-G02-F	19		17.8		24.7	25			39.8
	3/8	KQG2T08-G03-F	22		21.8		27.2	26.5			58.4
Ø 10	1/8	KQG2T10-G01-F	14	16.6	13.8	20	22.7	25.5	17	40.8	33.4
	1/4	KQG2T10-G02-F	19		17.8		26.1	27.9			44.8
	3/8	KQG2T10-G03-F	22		21.8		28.6	29.4			62.9
	1/2	KQG2T10-G04-F	27		26.5		32.6	31.9			102.6
Ø 12	1/4	KQG2T12-G02-F	19	18.7	17.8	22.6	27.2	30	18.6	57.2	51.5
	3/8	KQG2T12-G03-F	22		21.8		29.6	31.4			58.1
	1/2	KQG2T12-G04-F	27		26.5		33.6	33.9			100.6
Ø 16	3/8	KQG2T16-G03-F	22	24.6	21.8	26.3	32.4	36.5	20.8	71	80.4
	1/2	KQG2T16-G04-F	27		26.5		27.3	36.4			39



*1 For the Ø 16, this dimension refers to the O.D. of the release button.

*2 Value of FEP tubing
Value of nylon tubing for Ø 16 only